

Step

DESIGN
Pedrali R&D, 1996



EN — The Step table is characterized by a cast-iron base defined by a stepped architecture. The base can be round, square or rectangular and it is proposed in different sizes and finishes.

IT — Il tavolo Step è caratterizzato da una base in ghisa definita da un'architettura a gradini. Tondo, quadrato o rettangolare è proposto in diverse dimensioni e finiture.



Table Tavolo





4610

Dining table base,
cast-iron base


Ø 440
COLUMN Ø 76
TOP MAX 650x650; Ø 900

4613

Coffee table base,
cast-iron base

Ø 440
COLUMN Ø 76
TOP MAX 650x650; Ø 900

4614

Poseur table base,
cast-iron base

Ø 440
COLUMN Ø 76
TOP MAX Ø 700

4630

Dining table base,
cast-iron base


Ø 550
COLUMN Ø 76
TOP MAX 900x900; Ø 1300

4633

Coffee table base,
cast-iron base

Ø 550
COLUMN Ø 76
TOP MAX 900x900; Ø 1300

4634

Poseur table base,
cast-iron base

Ø 550
COLUMN Ø 76
TOP MAX 700x700; Ø 900

4620

Dining table base,
cast-iron base

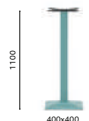
400x400
COLUMN 80x80
TOP MAX 900x900

4623

Coffee table base,
cast-iron base

400x400
COLUMN 80x80
TOP MAX 900x900

4624

Poseur table base,
cast-iron base

400x400
COLUMN 80x80
TOP MAX 700x700

4640

Dining table base,
cast-iron base

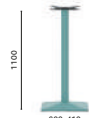
600x410
COLUMN 80x80
TOP MAX 1400x900; 1250x800 (HPL)

4643

Coffee table,
cast-iron base


600x410
COLUMN 80x80
TOP MAX 1400x900; 1250x800 (HPL)

4644

Poseur table base,
cast-iron base

600x410
COLUMN 80x80
TOP MAX 1200x700

FINISHES / FINITURE

 any standard colour in powder coated finish table base
basamento verniciato in tutti i colori standard

→ see page 236
vedi pagina 236



oak column
colonna in rovere



RS
Bleached oak
Rovere sbiancato

W
Wenge
Wengé

tops
ripiani

→ see from page 240
vedi da pagina 240

