

BONALDO

Cuff

Designer: Mauro Lipparini

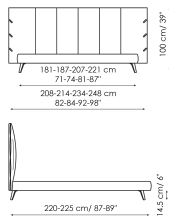


Cuff, available in double or single versions, is a bed made elegant by the precious details that characterise it: the frog fastenings dotting the two flaps of the padded headboard, the pleating that runs vertically, the leather inserts that also enrich the bed frame, the painted metal feet in sophisticated hues. Available with completely removable cover in fabric, leather or eco-leather, Cuff is produced in various versions: with higher headboard (Cuff hi), with thicker bed frame, low feet in painted wood and

low (Cuff plus) or high (Cuff hi plus) headboard. In the versions with storage (Cuff open and Cuff hi open), precious additional space can be gained for storing covers, cushions and everything necessary for the bedroom. The Cuff easy open and Cuff hi easy open versions are furnished with a convenient storage space and also a double-action mechanism that allows the bed surface to be completely raised to facilitate making and cleaning the bed.



Data sheet

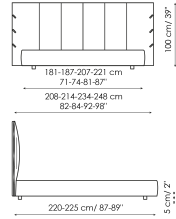


Cuff

Width: 208-214-234-248cm

Depth: 220-225cm

Height: 100cm

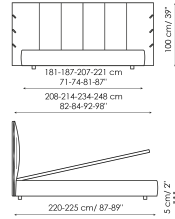


Cuff plus

Width: 208-214-234-248cm

Depth: 220-225cm

Height: 100cm

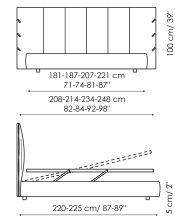


Cuff open

Width: 208-214-234-248cm

Depth: 220-225cm

Height: 100cm

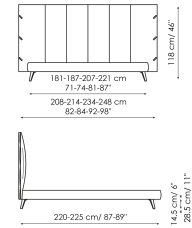


Cuff easy open

Width: 208-214-234-248cm

Depth: 220-225cm

Height: 100cm

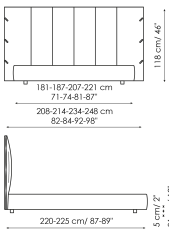


Cuff hi

Width: 208-214-234-248cm

Depth: 220-225cm

Height: 118cm

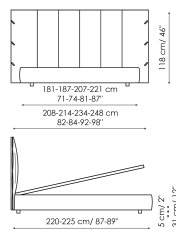


Cuff hi plus

Width: 208-214-234-248cm

Depth: 220-225cm

Height: 118cm

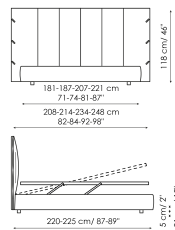


Cuff hi open

Width: 208-214-234-248cm

Depth: 220-225cm

Height: 118cm



Cuff hi easy open

Width: 208-214-234-248cm

Depth: 220-225cm

Height: 118cm