


EOS

lampshade | user guide



UIMAGE



Find assembly videos by using the QR code



WITH LOVE FROM COPENHAGEN

At UIMAGE, our designers take inspiration from the distinct nature of the Nordic landscape to create unique designs related to the way we live in an urban setting. Influenced by the design language, colours and materials found around us in Scandinavia, we create a collection that is rooted in our home but designed for everyone.

Versatile, flexible and multifunctional, our furniture and accessory collection is designed for packing the most into life in smaller spaces!



CARE AND MAINTENANCE

Please follow the below care and safety instructions to ensure many years of enjoyment with your new design item from UIMAGE.

- Keep the lamp clean using a hair dryer on the coolest setting, 25 cm (10") from the lamp and blow the loose dust from the feathers.
- Use a damp cloth for dust that is difficult to remove.
- Always keep the lamp away from fire.
- Exposure to direct sunlight may cause a colour fading of your Eos lampshade.

PLEASE GIVE THE FEATHERS TIME TO READJUST
TO THEIR ORIGINAL SHAPE

It may take up to two weeks, but you can help them along by running your fingers carefully through the feathers.

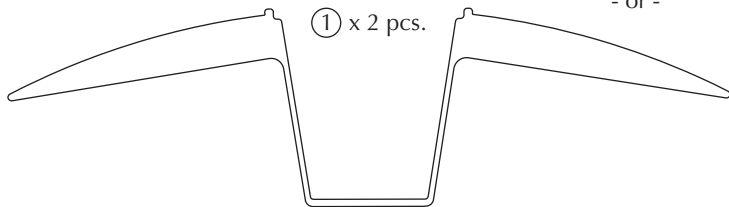


Keep these instructions at hand for future reference.



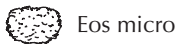
DESIGNED BY
SØREN RAVN CHRISTENSEN

“ All Eos lampshades are available in a neutral and harmonious colour palette just right for creating a warm and welcoming atmosphere at home. ”

ASSEMBLY GUIDE



Find assembly videos by using the QR code
or by going online at our website
umage.com/instructions



Eos micro



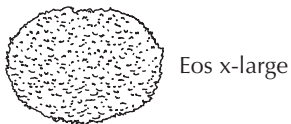
Eos mini



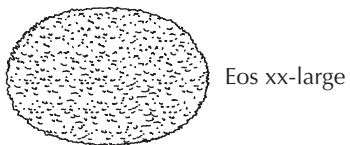

Eos medium



Eos large



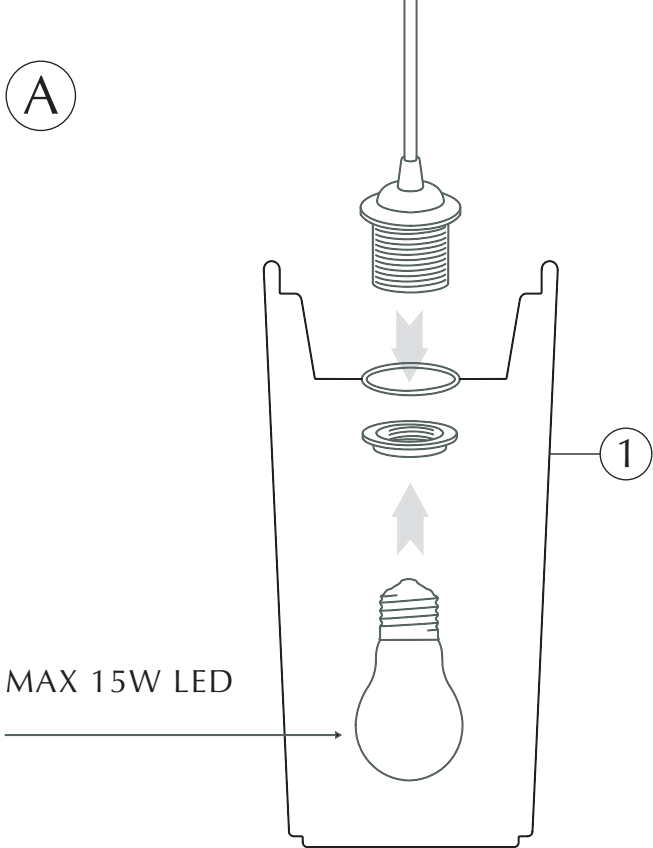
Eos x-large



Eos xx-large




A

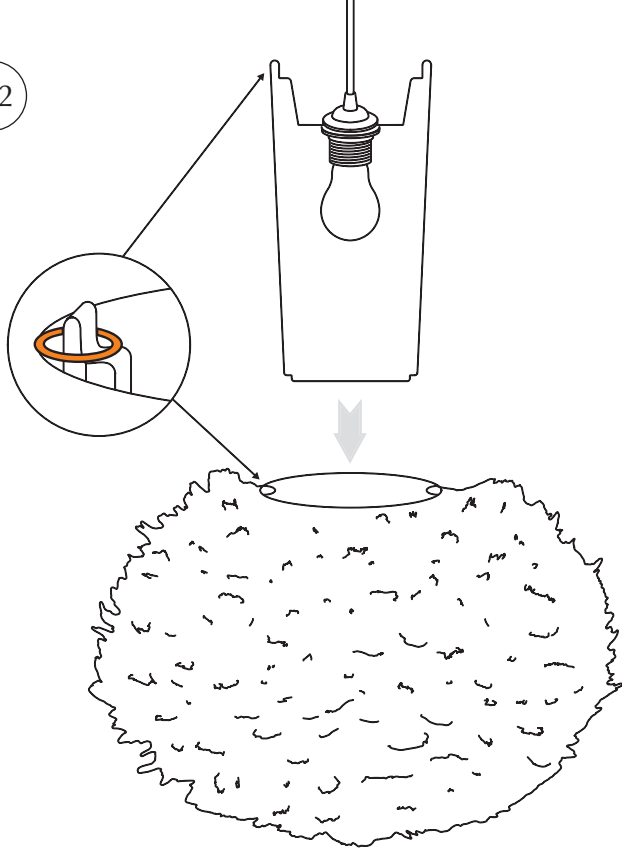


A.1

2




A.2



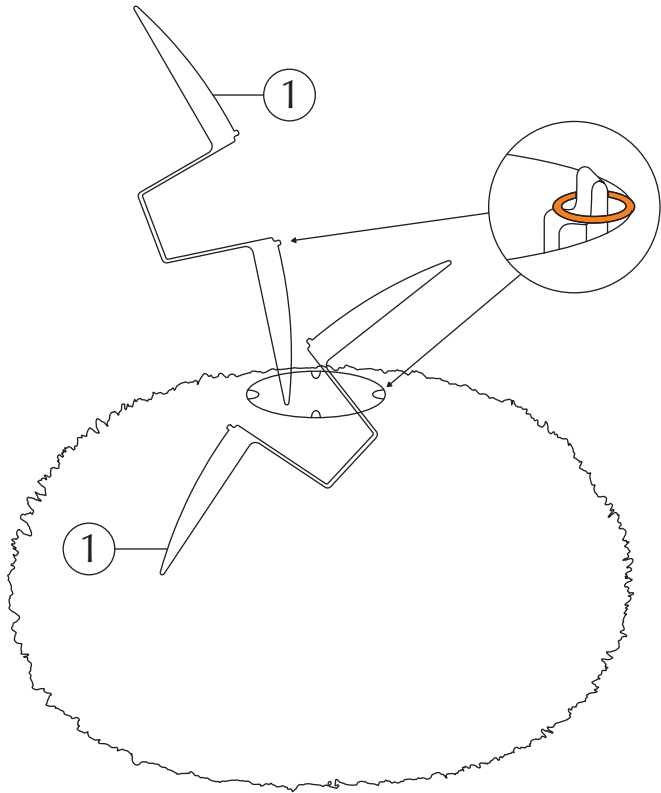


B

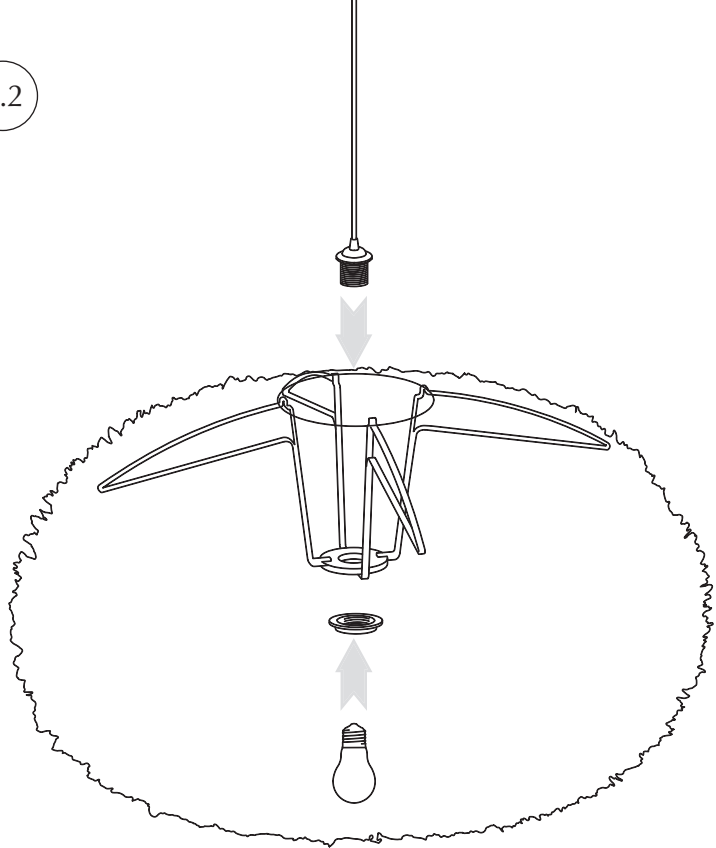
2



B.1




B.2



SUSTAINABLE SUSTAINABILITY EFFORTS

We are dedicated being sensible frontrunners on the environmental responsibility. If we provide timeless and functional quality designs that last, we know nature will prevail, as will UIMAGE.

*"SAVING THE SCENT OF THE FOREST
AFTER AN EARLY MORNING RAIN"*



GIVING BACK TO NATURE

In collaboration with the NGO One Tree Planted, we are planting a tree every time one of our designs made from wood* are being sold.

* Includes: The Reader collection, A Conversation Piece collection, Stories collection, Treasures collection, Step It Up collection, Lounge Around collection, Lounge Around Shuffle collection, Audacious collection, Comfort Circle collection, Hang Out collection, My Spot collection, One More Look collection, Flow collection, Clava Wood collection, Forget Me Not collection, Chimes collection, Jazz collection, Heart'n'Soul collection, Italic collection, The Socialite collection, Butterflies collection, Curious collection, Komorebi collection, Together collection

MULTIFUNCTION AND FLEXIBILITY

One of the key aspects of the designs at UIMAGE is multiple functions and flexibility. Designing with more than one function in mind is a sustainable mindset as it reduces the number of products you need to buy to get a complete setting for your space.



RECYCLING

Please follow the marked icons on the packaging materials for correct disposal of the remaining packaging materials:



CARDBOARD



PAPER



Recycle your waste correctly by searching for these icons on the packaging

FOLLOW US ON SOCIAL MEDIA



@umagedesign | #umagedesign | umage.com



231114