

A CONVERSATION PIECE

tall lounge chair | user guide



UMAGE



WITH LOVE FROM COPENHAGEN

At UIMAGE, our designers take inspiration from the distinct nature of the Nordic landscape to create unique designs related to the way we live in an urban setting. Influenced by the design language, colours and materials found around us in Scandinavia, we create a collection that is rooted in our home but designed for everyone.

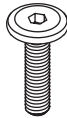
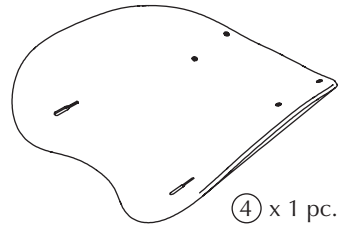
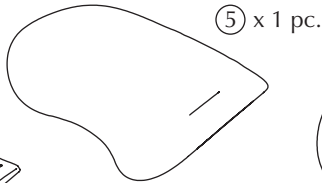
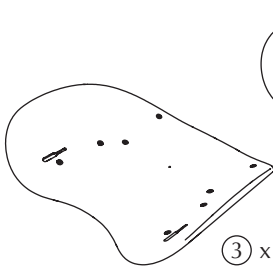
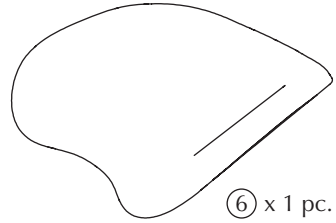
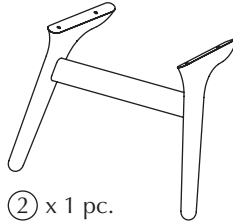
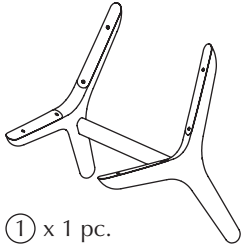
Versatile, flexible and multifunctional, our furniture and accessory collection is designed for packing the most into life in smaller spaces!



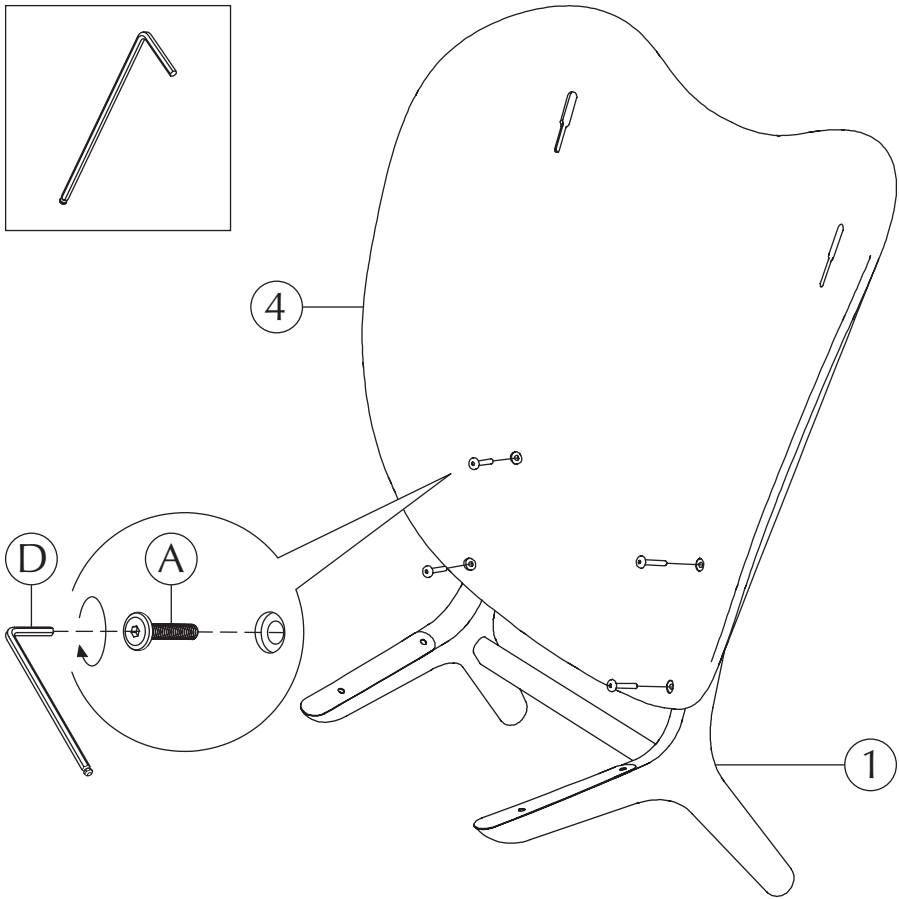
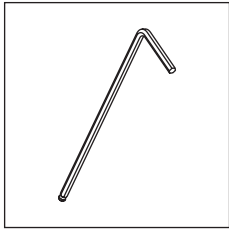
DESIGNED BY
ANDERS KLEM

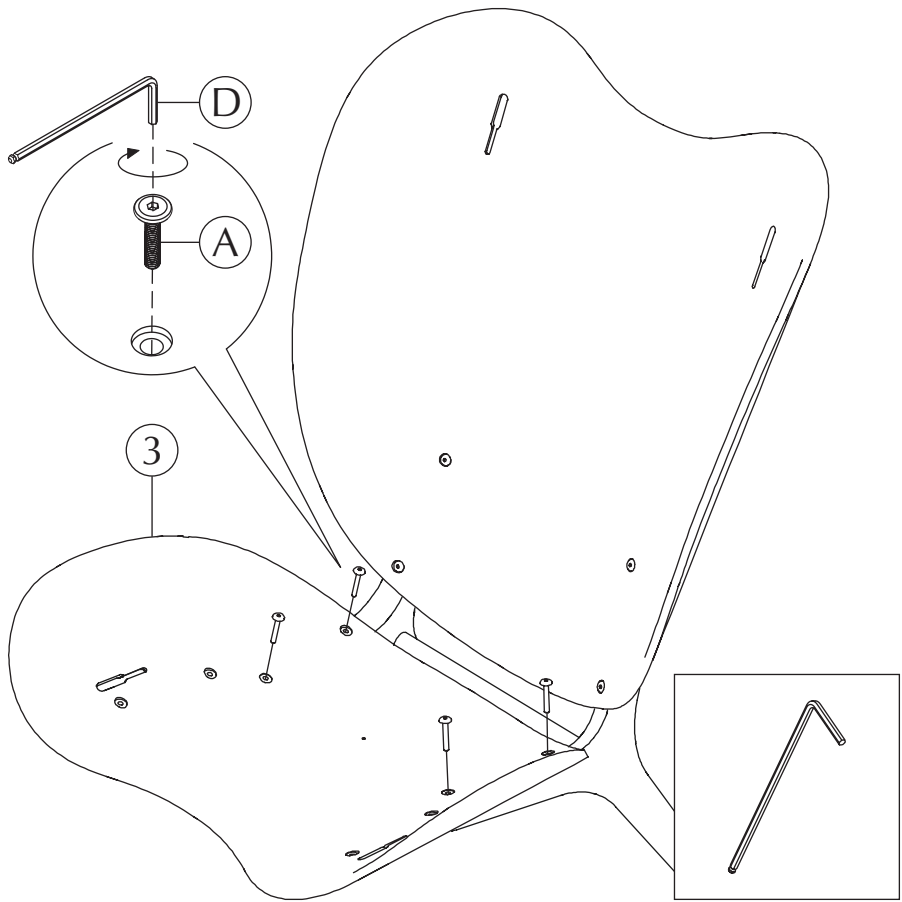
“ This lounge chair
encourages an informal sit;
lean back, relax and have a
conversation „

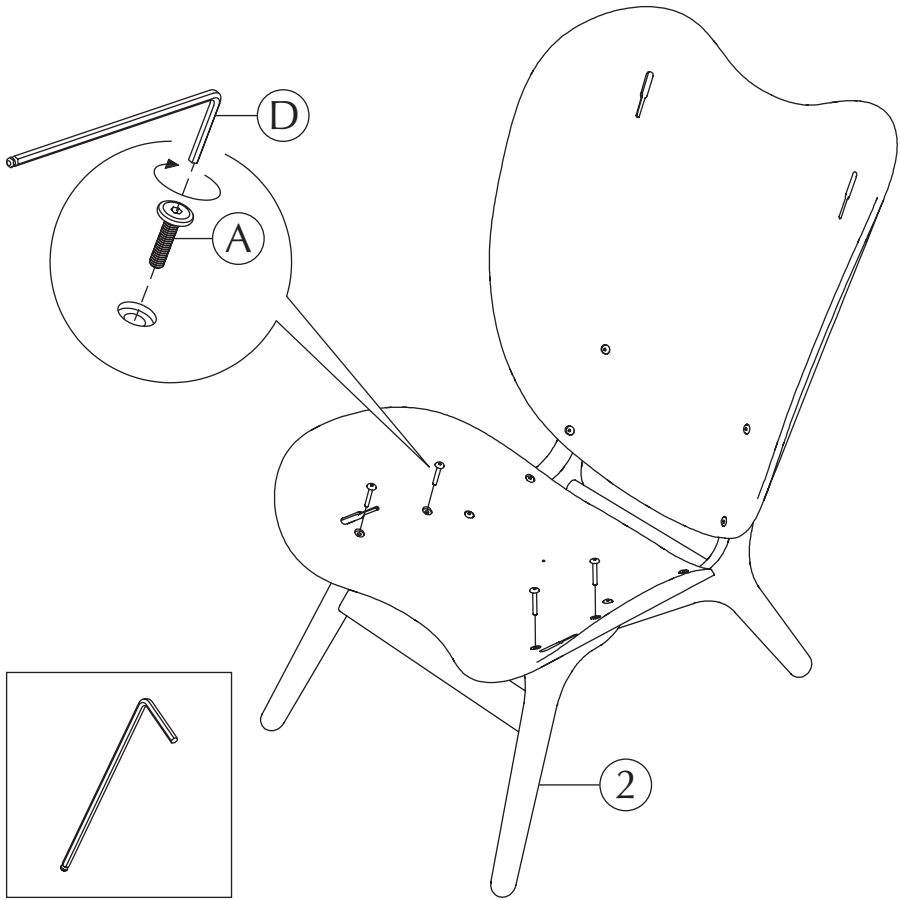
ASSEMBLY GUIDE

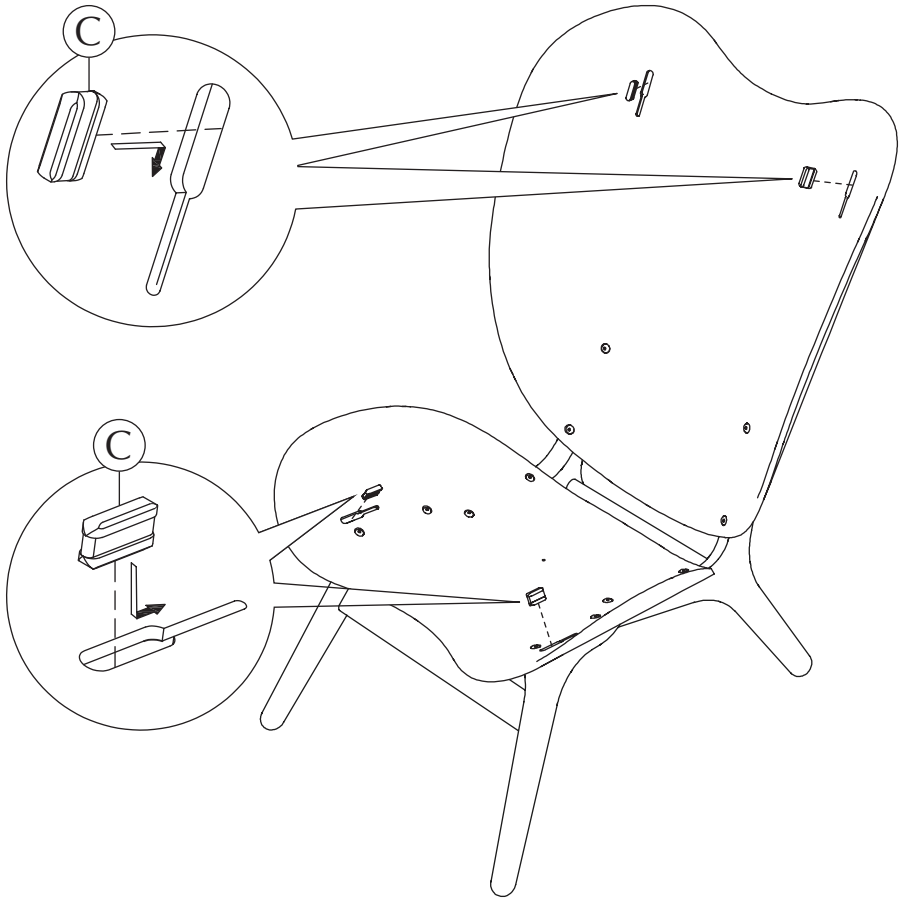


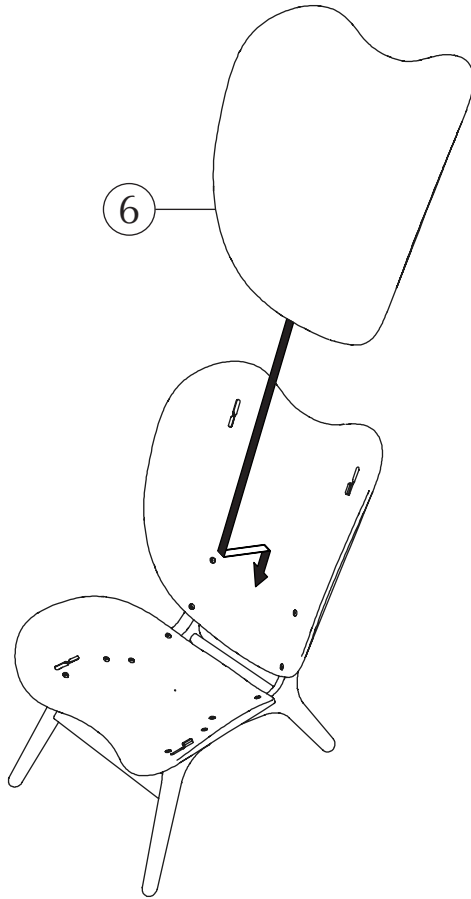
Find assembly videos by using the QR code
or by going online at our website umage.com/instructions

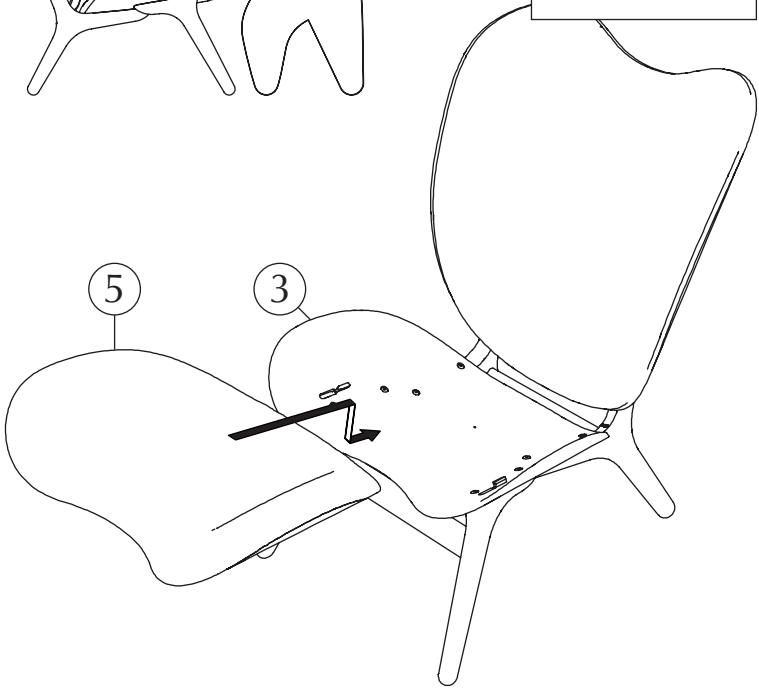

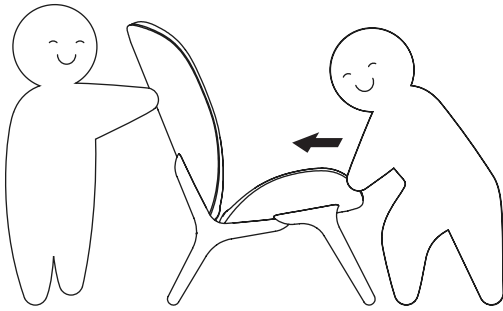


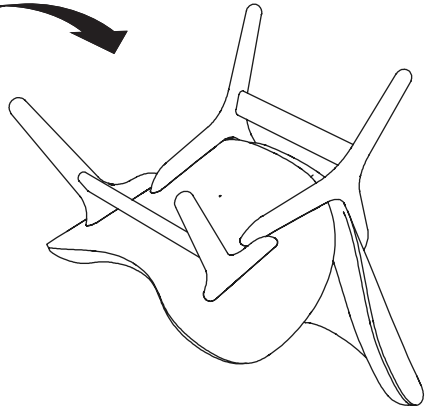
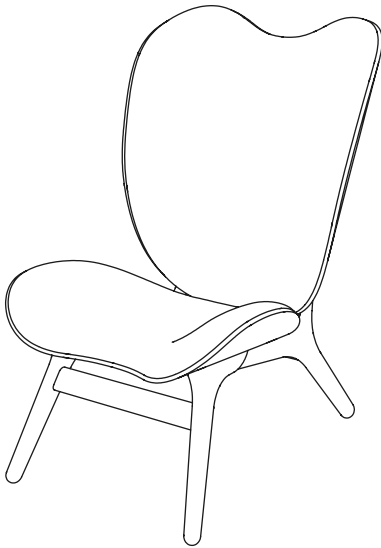




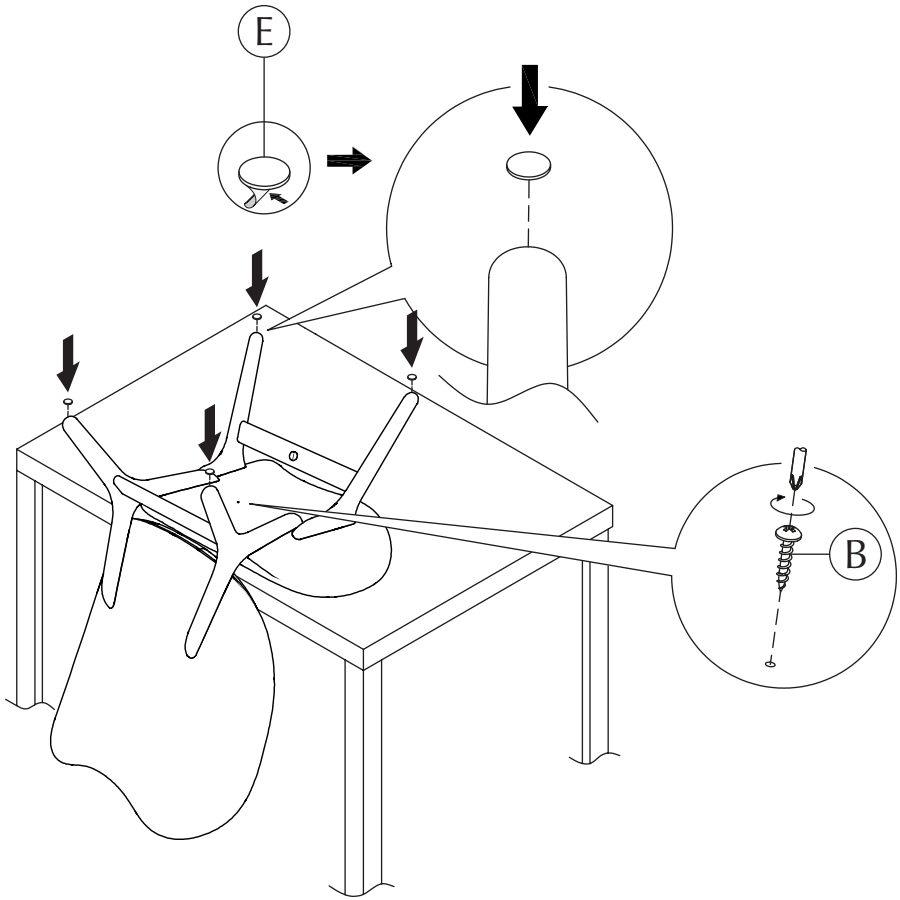














CARE AND MAINTENANCE

Please follow the below care and safety instructions to ensure many years of enjoyment with your new design item from UIMAGE.

HOW TO CARE FOR YOUR UPHOLSTERED FURNITURE

- The upholstery should not be exposed for long periods of sunlight as this may cause fading and deterioration of cover material.
- Protect from exposure to sources of heat such as radiators or open flames.
- It is recommended to give the upholstery a frequent vacuuming or light brushing. It is very important to rub very gently to avoid colour change. This proper cleaning will prevent buildup of dust, soil and oils which can be damaging to cover material.
- In the event of a spillage, it is imperative to act quickly. Carefully soak up any excess liquid, ideally using the edge of a white paper towel, then dab gently with a fresh towel taking care to avoid soaking in or spreading of the remaining liquid.
- Do not machine wash, contact a professional in case of stain removal.

ABOUT WOOD FURNITURE

Each piece of wood reveals different patterns of grain depending on the way it is cut. This is one of the characteristics of the natural beauty of the wood. All timber and veneer surfaces will change colour and mellow over time, which means that new furniture will initially vary in shade from older items.

HOW TO CARE FOR YOUR WOOD FURNITURE

- Dust with a clean, damp, lint free cloth. Frequent dusting will remove abrasive build up, which can damage the finish over time.
- Avoid exposing your furniture to any liquids. All liquids should be wiped up immediately with a soft slightly damp cloth in the direction of the wood grain. If sticky liquid residues do occur, they may be removed with a diluted solution of warm soapy water followed by a clean, damp sponge. The area should then be wiped immediately in the direction of the wood grain with a clean, soft white cloth until completely dry.
- Do not use a very wet cloth or allow any liquid to contact with the wood for a long period of time as this can permanently damage the surface. Wipe up spills immediately.
- Do not use any abrasive cleaner or harsh detergent as this can damage the surface of the furniture. Wipe up spills immediately.

- Polishes must be avoided as they contain silicones which may spoil the furniture's surface when building up over time.
- Make sure all surfaces are protected from heat and liquids by mats and coasters.
- Ensure that a mat or pad is placed under paper when you are writing on the furniture surface.
- Do not place rubber, cork, vinyl or plastic materials on the wood finish as chemicals within may react with the finish if left in contact for an extended period of time.
- Avoid placing furniture next to heat sources such as radiators or fires. Be particularly careful with solid wood as the lack of humidity caused by home heating can cause damage such as warping, cracking or splitting.
- Exposure to sunlight can cause fading of your furniture. Never leave objects in the same place for a long time as this may cause light stain impressions.
- Nail polish remover, hairspray, perfume, potpourri and any other product that contains solvents can damage wood finishes.

Keep these instructions at hand for future reference.

EN | SAFETY INSTRUCTIONS

Please read all instructions carefully before assembling

- The use of power tools to aid assembly is not recommended. Power tools can damage hardware and split wood.
- Never drag furniture when moving it, always lift it.
- Periodically check all fixings to ensure none have come loose. Re-tighten when necessary.
- Please take care when handling or moving the furniture, as careless handling may cause damage or injury.
- Furniture can be dangerous if incorrectly assembled, assembly should be carried out by a competent person.
- Never tilt the product, ensure the product is placed firmly on the ground always.
- No liability will be accepted for damage or injury caused by incorrectly installed or assembled furniture.
- Do not stand or lean on the product.

DE | SICHERHEITSHINWEIS

Bitte lesen Sie vor der Montage alle Anweisungen sorgfältig durch

- Die Verwendung von Elektrowerkzeuge zur Unterstützung der Montage wird nicht empfohlen. Elektrowerkzeuge können Hardware und Split-Holz beschädigen.
- Ziehen Sie nie Möbel, wenn Sie die verschieben, heben Sie es immer an.
- Überprüfen Sie regelmäßig alle Befestigungen, um sicherzustellen, dass keine lose geworden sind. Bei Bedarf wieder anziehen.
- Bitte achten Sie bei der Handhabung oder beim Umzug der Möbel darauf, dass eine unsachgemäße Handhabung zu Schäden oder Verletzungen führen kann.
- Möbel können gefährlich sein, wenn Sie falsch montiert sind, daher sollte die Montage von einer kompetenten Person durchgeführt werden.
- Kippen Sie das Produkt niemals, stellen Sie sicher, dass das Produkt immer fest auf den Boden gestellt wird.
- Für Schäden oder Verletzungen, die durch falsch installierte oder montierte Möbel entstehen, wird keine Haftung übernommen.
- Stehen Sie nicht oder lehnen Sie sich auf das Produkt.

FR | CONSIGNES DE SÉCURITÉ

Veillez lire attentivement toutes les instructions avant l'assemblage

- L'utilisation d'outils électriques pour faciliter l'assemblage n'est pas recommandée. Les outils électriques peuvent endommager le matériel et fendre le bois.
- Ne jamais faire glisser les meubles en les déplaçant, toujours les soulever.
- Vérifiez régulièrement toutes les fixations pour vous assurer qu'elles ne se sont pas détachées. Resserrer si nécessaire.
- Veuillez faire attention lorsque vous manipulez ou déplacez le meuble, car une manipulation imprudente peut causer des dommages ou des blessures.
- Les meubles peuvent être dangereux s'ils sont mal assemblés, le montage doit être effectué par une personne compétente.
- N'inclinez jamais le produit, assurez-vous que le produit est toujours fermement posé sur le sol.
- Aucune responsabilité ne sera acceptée pour les dommages ou blessures causés par des meubles mal installés ou mal montés.
- Ne pas se tenir debout ou s'appuyer sur le produit.

ES | INSTRUCCIONES DE SEGURIDAD

Por favor, lea todas las instrucciones cuidadosamente antes de armar

- No se recomienda el uso de herramientas eléctricas para ayudar al ensamblaje. Las herramientas eléctricas pueden dañar el equipo y dividir la madera.
- Nunca arrastre los muebles al moverlos, siempre levántelos.
- Revise periódicamente todas las fijaciones para asegurarse que ninguna se ha soltado. Vuelva a apretar cuando sea necesario.
- Tenga cuidado al manejar o mover los muebles, ya que un manejo descuidado puede causar daños o lesiones.
- Los muebles pueden ser peligrosos si se ensamblan incorrectamente, el montaje debe ser llevado a cabo por una persona competente.
- Nunca incline el producto, asegúrese de que el producto esté firmemente colocado en el suelo siempre.
- No se aceptará ninguna responsabilidad por daños o lesiones causados por muebles montados incorrectamente.
- No se pare o apoye en el producto.

DK | SIKKERHEDSVEJLEDNING

Læs venligst alle instruktioner omhyggeligt inden montering

- Brug af elektronisk værktøj til montering anbefales ikke. Elektronisk værktøj kan beskadige produktet og medføre revner i træet.
- Det anbefales ikke at trække møblet, ved forflytning. Møblet bør altid løftes.
- Kontroller jævnligt alle fæstninger for at sikre at alle er fastspændte. Efterspænd om nødvendigt.
- Vær forsigtig ved håndtering eller forflytning af møblerne, da skødesløs håndtering kan forårsage skade.
- Møbler kan være farlige, ved ukorrekt montering og bør derfor altid monteres af en egnet person.
- Produktet bør aldrig kunne vippe, sørg altid for at møblet er anbragt fast på jorden.
- Skader forårsaget ved ukorrekt montering eller håndtering af produktet er på eget ansvar.
- Undgå at stå på eller læne dig op ad produktet.

SE | SÄKERHETSINSTRUKTIONER

Vänligen läs instruktionerna noggrant innan montering

- Användning av elektriska verktyg avrådes då det kan skada produkten.
- Vid förflyttning, lyft möbeln.
- Genomför periodisk tillsyn av infästningar för att säkerställa att de sitter fast. Dra åt vid behov.
- Var försiktig när du hanterar eller flyttar möbeln då oförsiktighet kan ge upphov till skador.
- Möbeln kan vara skadlig om den är monterad inkorrekt. Montering bör utföras av lämplig person.
- Luta inte möbeln, säkerställ att produkten alltid står stabilt på golvet.
- Inget ansvar kommer att accepteras för skador på sak eller person, som orsakats av felaktigt installerade eller monterade möbler.
- Undvik att stå eller luta på eller i produkten.

A CONVERSATION PIECE OTTOMAN

oak | sugar brown



CLAVA UP WOOD
medium | oak



SUSTAINABLE SUSTAINABILITY EFFORTS


We are dedicated being sensible frontrunners on the environmental responsibility. If we provide timeless and functional quality designs that last, we know nature will prevail, as will UIMAGE.

*“SAVING THE SCENT OF THE FOREST
AFTER AN EARLY MORNING RAIN”*



GIVING BACK TO NATURE

In collaboration with the NGO One Tree Planted, we are planting a tree every time one of our designs made from wood are being sold.



MULTIFUNCTION AND FLEXIBILITY

One of the key aspects of the designs at UIMAGE is multiple functions and flexibility. Designing with more than one function in mind is a sustainable mindset as it reduces the number of products you need to buy to get a complete setting for your space.

REUSABLE PACKAGING

To minimize packaging waste, most of the packaging from our lighting collection is repurposed to be used as beautiful storage boxes afterwards.

RECYCLING

Please follow the marked icons on the packaging materials for correct disposal of the remaining packaging materials:




CARDBOARD

PAPER



Recycle your waste correctly
by searching for these icons on
the packaging



FOLLOW US ON SOCIAL MEDIA



@umagedesign | #umagedesign | umage.com



UIMAGE



220615